


# ■ Supercarro, Entrevista Espontânea e Bystander POV

Estrutura otimizada para Google Flow / VEO3 usando Elements



## 📺 APRESENTAÇÃO

### 1. Objetivo do Prompt

Este prompt foi criado para gerar um vídeo realista no estilo flagra de rua gravado por celular, simulando uma pessoa comum filmando espontaneamente um supercarro passando lentamente em uma rua movimentada de São Paulo.

A cena mostra o motorista dentro do carro sendo abordado por um pedestre aleatório, que pergunta com o que ele trabalha. O motorista responde de forma calma e confiante.

A proposta é criar um vídeo com aparência de:

- gravação real de iPhone;
- estética crua e imperfeita;
- câmera de pedestre;
- áudio ambiente realista;
- supercarro em movimento lento;

- conversa espontânea em Português do Brasil;
- continuidade entre dois blocos de 8 segundos.

A estrutura foi adaptada a partir de um prompt original de 15 segundos, reorganizado para funcionar melhor no Google Flow / VEO3 em dois blocos com uso de Elements e Extend.

## COMO USAR (PASSO A PASSO)

---

### 1. ACESSO




Acesse o Google Flow:

 <https://labs.google/flow> e logue com o seu e-mail Gmail.

---

### 2. CONFIGURAÇÃO INICIAL

Dentro da plataforma:

1. Selecione:
    -  Video
  2. Vá até:
    -  Elements
  3. Ative:
    -  Modo FAST
- 

### 3. PASSO MAIS IMPORTANTE (OBRIGATÓRIO)

Faça upload da imagem da pessoa de referência em:

 Elements





---

## 4. GERAÇÃO EM BLOCOS

- Primeiro você gera o Bloco 1
- Depois usa EXTEND para gerar o Bloco 2

---

### ERRO QUE VOCÊ NÃO PODE COMETER

-  Gerar o segundo bloco do zero
-  Não usar EXTEND
-  Mudar aparência
-  Isso quebra totalmente o vídeo

---

## PROMPTS (REALISMO + FÍSICA + CONTROLE TOTAL)

---

### 4. PROMPT FINAL - BLOCO 01

#### **Chegada do Carro + Pergunta pelo Lado do Motorista**

global\_rule: No music, diegetic SFX only. Raw handheld vertical iPhone footage, auto-everything, bystander POV on a busy Brazilian urban street in São Paulo. No styled lighting, no cinematic grading, no artificial beauty lighting. Natural daylight, harsh sun, real street shadows, auto white balance flickering slightly between warm and cool as the phone camera pans between shade and sunlight.

#### LANGUAGE RULE:

All human dialogue must be spoken only in Brazilian Portuguese. No English dialogue, no American accent, no foreign language. Any bystander, pedestrian, camera operator or main subject must speak naturally in Portuguese from Brazil, with a realistic Brazilian street tone. Background voices must be unintelligible or absent, never clear dialogue.

#### ELEMENTS RULE:

The main character is the exact person from the uploaded visual reference element. This uploaded reference person is the driver inside the car only. Preserve exact facial identity, hairstyle, facial proportions, body proportions, age, ethnicity,

clothing consistency and realistic anatomy at all times. Do not alter the person's face, age, hairstyle or appearance.

#### PHYSICAL REALISM RULE:

All movement must be physically realistic. No hands, arms, pedestrians, objects or body parts may pass through the car, window, door, mirror, windshield or any solid surface. No clipping, no impossible intersections, no warped limbs, no floating hands, no body parts merging with the vehicle. The bystander must stay outside the car at a realistic distance from the open driver's window.

#### IMPORTANT:

The bystander asking the question is NOT the uploaded reference person. The bystander must be a different random Brazilian pedestrian on the sidewalk, partially visible, casually dressed, secondary to the scene, and never visually confused with the main character.

#### DRIVER-SIDE RULE:

The bystander must approach and speak from the driver's side of the car, near the open driver's window, but without touching the car or reaching inside. The bystander must never appear on the passenger side. The question must be directed clearly toward the driver through the open driver's window.

#### FIRST FRAME RULE:

At the very first frame, the person from the uploaded visual reference element must already be visible inside the car through the open driver's window, seen from the chest up. The person must remain recognizable throughout the block.

#### EXTEND RULE:

The final frame of this block must clearly show the exact same uploaded reference person still visible inside the car through the open driver's window, looking toward the bystander on the driver's side and about to answer. This final frame must work perfectly as the starting frame for Extend into block 02.

Duration: 8 seconds.

#### 0s-1s:

The footage begins already unsteady, like a real bystander suddenly recording with an iPhone on a busy São Paulo street. The camera is slightly overexposed on the asphalt, with harsh daylight and imperfect framing. A low exotic supercar engine rumble enters from off-screen left, and the phone mic distorts slightly on the low-end peaks.

1s-2s:

The camera operator quickly swings the phone to follow the sound, momentarily cutting off part of the frame and catching a blurred pedestrian shoulder in the foreground. The pedestrian is in front of the camera only, not interacting with the car. A [COLOR] [CAR MAKE AND MODEL] slowly rolls into frame. The driver's window is already open, and the exact person from the uploaded visual reference element is visible inside the car from the chest up.

2s-3s:

The engine rumble becomes thicker and more resonant. The phone autofocus hunts aggressively: the car briefly goes soft while the background sharpens, then focus snaps back to the open driver's window and the uploaded reference person's face. The driver remains calm, composed and confident, with a subtle smirk.

3s-4s:

The camera gets a raw paparazzi-style angle of the uploaded reference person inside the car through the driver's side window. Harsh overhead sunlight creates natural shadows under the jaw, with no fill light and no artificial beauty effect. The car keeps rolling very slowly through the São Paulo street, surrounded by real Brazilian traffic, motorcycles, pedestrians and urban noise.

4s-5.5s:

A random Brazilian bystander, NOT the uploaded reference person, appears on the driver's side sidewalk near the open driver's window. The bystander stays outside the car at a physically realistic distance, does not touch the vehicle, does not lean into the window, and does not place any hand or arm inside the car. The bystander may be partially visible at the edge of the frame due to the handheld camera angle. The bystander asks in natural Brazilian Portuguese: "Com licença, com o que você trabalha?" The voice is raw, spontaneous and unpolished, like a real person asking a question on the street.

5.5s-6.5s:

The camera autofocus briefly loses the uploaded reference person's face and locks onto the bystander standing outside near the driver's side window before hunting back to the driver in the car. The car continues rolling very slowly. The exact person from the uploaded visual reference element turns their head slightly toward the open driver's window, maintaining a relaxed, confident posture. The driver remains seated naturally, with no impossible body movement.

6.5s-8s:

The camera stabilizes just enough to frame the uploaded reference person clearly inside the car through the open driver's window. The driver looks toward the bystander standing outside beside the driver's side window, calm and ready to answer. Keep the exact face visible and recognizable in the final frame. End with the uploaded reference person still visible from the chest up inside the car, creating a perfect continuation frame for Extend.

Camera:

Raw vertical iPhone footage, handheld, imperfect framing, autofocus hunting, auto exposure shifting, no cuts, no polished camera movement, no cinematic stabilization. The camera must feel like a real person recording spontaneously on the street.

Audio:

Only diegetic sound: exotic car engine rumble, Brazilian street ambience, distant traffic, motorcycles, faint unintelligible crowd murmur, wind crackle on the phone mic and footsteps. No music. No clear background conversations. All human dialogue must be in Brazilian Portuguese only. The question is spoken by a random Brazilian bystander standing outside on the driver's side, not by the uploaded reference person.

---

## **5. PROMPT FINAL - BLOCO 02**

### **Resposta + Carro Saindo**

global\_rule: No music, diegetic SFX only. Continue the exact same raw handheld vertical iPhone bystander POV footage from the previous block. Same São Paulo street, same daylight, same car, same uploaded reference person, same open driver's window, same bystander outside near the driver's side, same imperfect phone camera behavior. No cinematic grading, no styled lighting, no artificial stabilization.

LANGUAGE RULE:

All human dialogue must be spoken only in Brazilian Portuguese. No English dialogue, no American accent, no foreign language. Any bystander, pedestrian, camera operator or main subject must speak naturally in Portuguese from Brazil, with a realistic Brazilian street tone. Background voices must be unintelligible or absent, never clear dialogue.

ELEMENTS RULE:

The main character is the exact person from the uploaded visual reference

element, continuing from the final frame of block 01. This uploaded reference person is the driver inside the car only. Preserve exact facial identity, hairstyle, facial proportions, body proportions, age, ethnicity, clothing consistency and realistic anatomy at all times. Do not alter the person's face, age, hairstyle or appearance.

#### PHYSICAL REALISM RULE:

All movement must be physically realistic. No hands, arms, pedestrians, objects or body parts may pass through the car, window, door, mirror, windshield, wheels or any solid surface. No clipping, no impossible intersections, no warped limbs, no floating hands, no body parts merging with the vehicle. Any pedestrian blocking the camera must pass between the camera and the car, not through the car.

#### IMPORTANT:

The bystander from block 01 is NOT the uploaded reference person. If visible, the bystander must remain a different random Brazilian pedestrian standing outside near the driver's side window and must not be confused with the driver.

#### DRIVER-SIDE CONTINUITY RULE:

The bystander must remain positioned outside the car on the driver's side, near the open driver's window, without touching the car or leaning inside. The interaction must clearly happen through the driver's side window, never from the passenger side.

#### EXTEND CONTINUITY RULE:

Start exactly from the final frame of block 01. The uploaded reference person must still be visible inside the car through the open driver's window, turned slightly toward the bystander outside on the driver's side. The car, street, lighting, camera angle and handheld phone behavior must continue naturally without any visual jump.

Duration: 8 seconds.

#### 0s-1s:

Continue seamlessly from the final frame of block 01. The exact uploaded reference person is still visible through the open driver's window, turned slightly toward the bystander standing outside near the driver's side of the car. The exotic car rolls slowly forward. The phone camera shakes slightly as the operator tries to keep the driver's face in frame.

#### 1s-2.5s:

The uploaded reference person answers clearly in natural Brazilian Portuguese, with a calm, confident tone that cuts naturally above the engine and street noise: "Eu sou engenheiro de prompts." The delivery is casual, precise and slightly intriguing, as if the answer is both normal and impressive. The driver maintains a subtle confident expression while looking toward the bystander beside the driver's window. The driver remains seated naturally inside the car.

2.5s-3.5s:

The camera operator reacts with a small audible breath of surprise or a short laugh. The frame dips slightly downward, catching the driver-side rear quarter panel and spinning rim. The wheel spokes strobe naturally in the harsh sunlight. Lens flare clips part of the upper frame in a raw yellow-white blown highlight. No person or object intersects with the car body.

3.5s-4.5s:

The autofocus loses the car and locks onto something in the background for a moment, making the foreground soft. Then it snaps back with a micro-jolt as the rear of the car begins to pass through the frame. Slight chromatic aberration appears along high-contrast edges. The car continues moving naturally, without physical distortions.

4.5s-5.5s:

The camera pans to track the rear of the car from the driver's side, slightly too slow, imperfectly cutting off part of the bumper or exhaust. The engine note deepens as the car moves forward. The phone mic clips slightly on the low rumble. The footage remains raw, imperfect and believable.

5.5s-6.5s:

A pedestrian briefly walks between the camera and the car, partially blocking the shot. The pedestrian stays fully outside the vehicle path and passes in front of the camera only. The pedestrian does not touch or pass through the car. The operator does not cut. The frame stays messy and real, with the back of someone's jacket obscuring part of the view for a moment. This pedestrian is not the uploaded reference person.

6.5s-8s:

The car is now farther away, seen from the rear three-quarter driver-side angle. The uploaded reference person's silhouette is barely visible through the open driver's window, one arm relaxed naturally near the door but not clipping through the frame, window or car body. The camera drops slightly to waist height, catching the rear diffuser, exhaust and Brazilian street reflections. The engine rumble fades into

ambient São Paulo street noise. The footage ends abruptly mid-pan, like the operator stops recording.

**Camera:**

One continuous handheld iPhone recording style, no cuts, no clean edit, no polished transition. Raw bystander POV, auto exposure struggling between shade and sun, autofocus hunting, imperfect framing, slight overexposure on asphalt.

**Audio:**

Only diegetic sound: supercar engine rumble, Brazilian traffic, motorcycles, faint unintelligible crowd murmur, wind crackle, footsteps and street ambience. No music. No clear background conversations. All human dialogue must be in Brazilian Portuguese only. No English dialogue.

---

## **6. Texto Curto de Orientação para o Aluno**

Use uma foto nítida da pessoa principal no **Elements**. Essa pessoa será o motorista dentro do carro.

No primeiro bloco, o motorista já deve aparecer no primeiro frame, dentro do carro, com a janela aberta. O bloco termina com o motorista ainda visível, pronto para responder.

No segundo bloco, use **Extend** a partir do último frame do bloco 01. A resposta deve continuar naturalmente, como se fosse a mesma gravação de celular.

A pessoa que pergunta não é o personagem principal. Ela é apenas um pedestre aleatório do lado do motorista.

Não use música. Não use narração. Não deixe vozes claras no fundo. O vídeo deve parecer uma gravação real feita por uma pessoa comum na rua.

**Quer aprender mais? Acesse e conheça:**

[www.simplifike.com/treinamentos](http://www.simplifike.com/treinamentos)